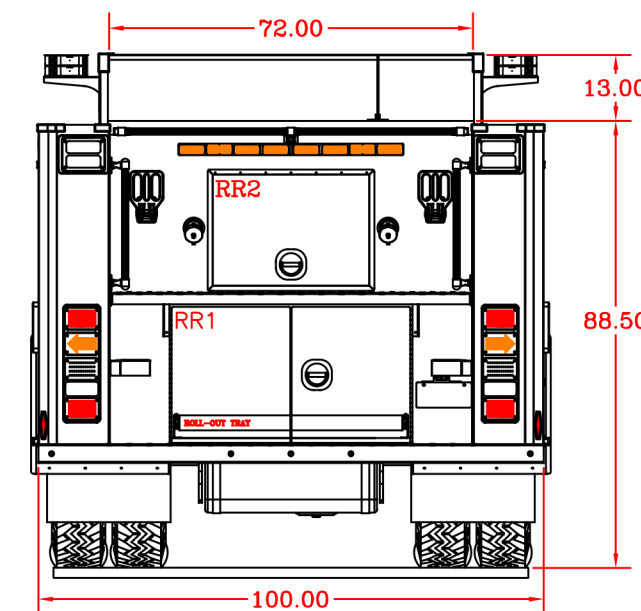

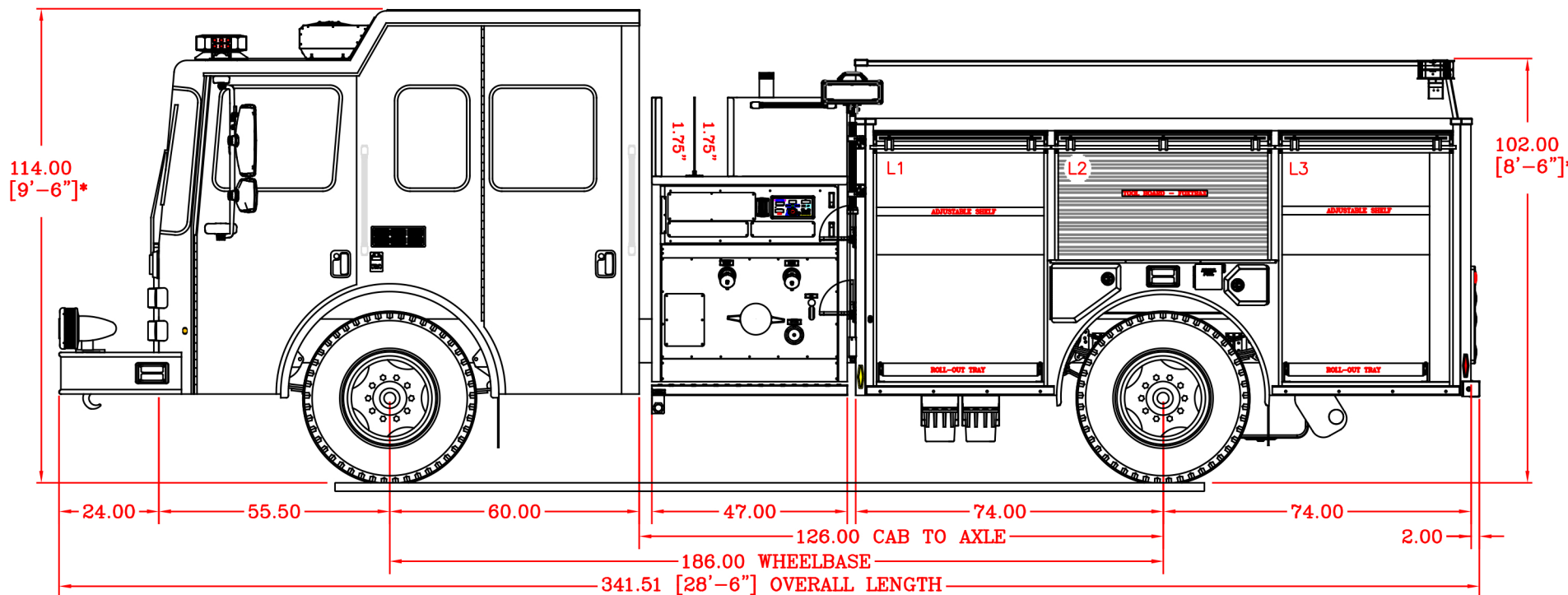


**JOB NO.: H1002**  
**CUSTOM STAINLESS STEEL BODY**  
**1,500 GPM HALE Q-MAX PUMP**  
**1,000 GALLON WATER TANK**  
**30 GALLON CLASS A FOAM TANK**

	INTERIOR	OPENING
L1	48W X 63H X 12/24D	39.00W X 55.00H
L2	52W X 33H X 12D	49.50W X 24.50H
L3	43W X 63H X 12/24D	39.50W X 55.00H
R1	48W X 63H X 12/24D	39.00W X 55.00H
R2	52W X 33H X 12D	49.50W X 24.50H
R3	43W X 63H X 12/24D	39.50W X 55.00H
RR1	48W X 29H X 22D	45.00W X 20.50H



\*HEIGHT COULD VARY +/- 2" BASED ON LOADING OF VEHICLE