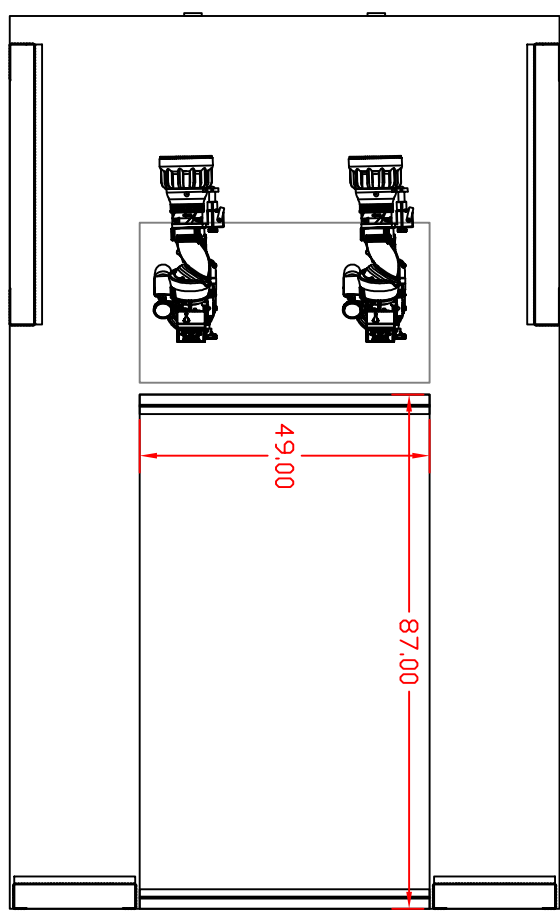


	INTERIOR	OPENING
L1	49W X 51.25H X TRANS./27/21.5/18.75D	47.00W X 42.625H
L2	48W X 33H X 21.5D	46.00W X 24.375H
L3	38W X 51.25H X 21.5/18.75D	36.00W X 42.625H
R1	49W X 51.25H X TRANS./27/21.5/18.75D	47.00W X 42.625H
R2	48W X 33H X 21.5D	46.00W X 24.375H
R3	38W X 51.25H X 21.5/18.75D	36.00W X 42.625H



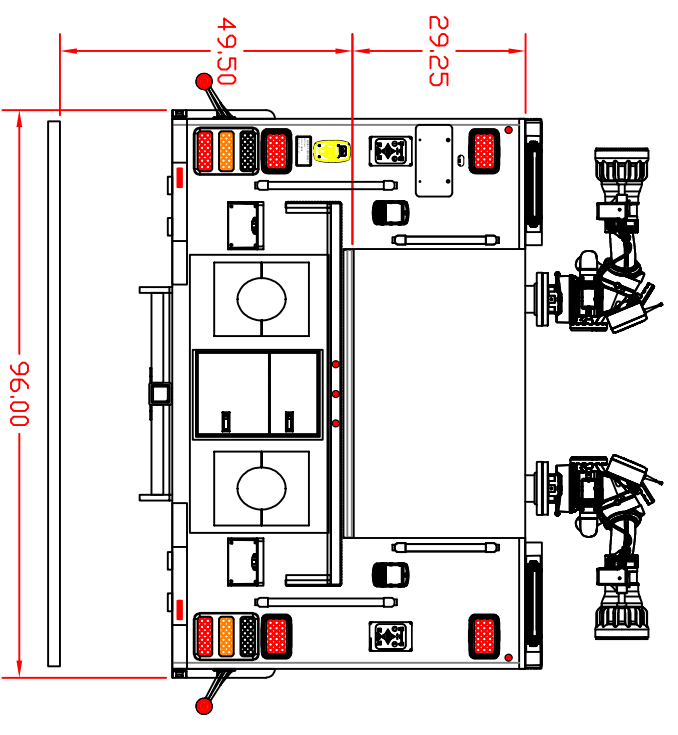
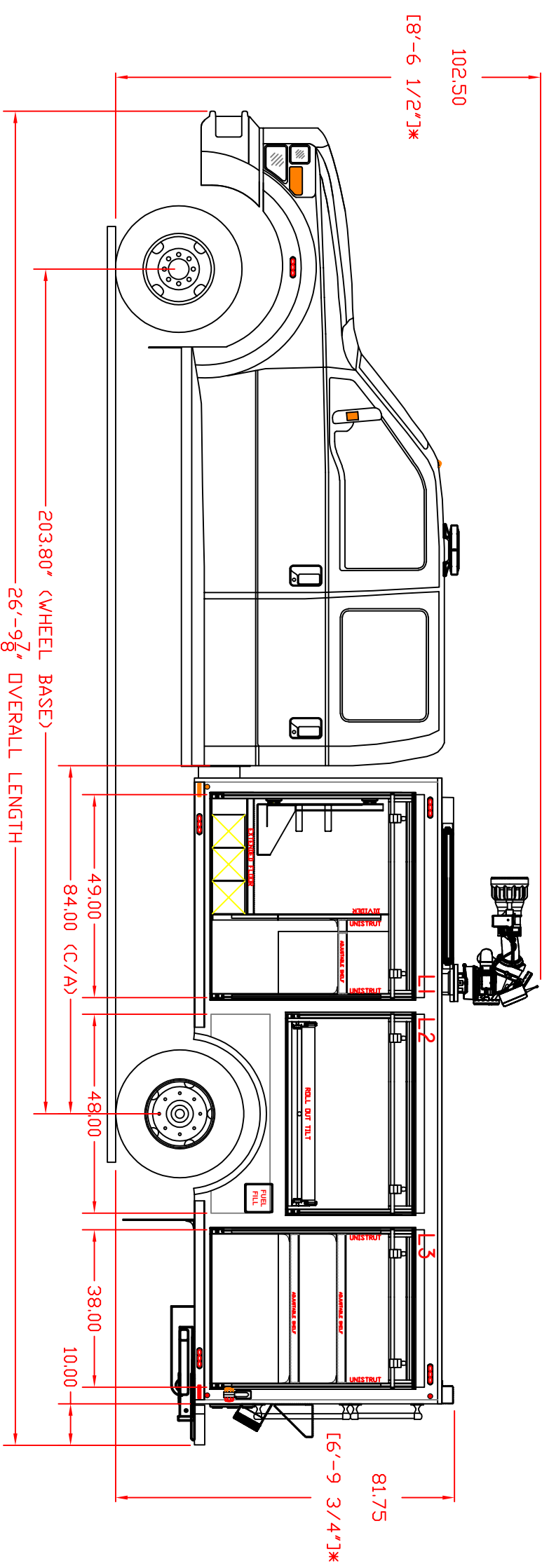
US FIRE APPARATUS

JOB NO.: FT1094
CHS MCPHERSON

CUSTOMER ACCEPTANCE

NAME: _____
TITLE: _____
DATE: _____

THIS DRAWING IS FOR VISUAL REFERENCE ONLY. THE SPECIFICATIONS SHALL PREVAIL OVER THE DRAWING FOR ANY DISCREPANCIES BETWEEN THE DRAWING AND SPECIFICATIONS. NOT ALL DETAILS ARE NOTED OR SHOWN.



*LOADING OF VEHICLE COULD VARY HEIGHT BY +/- 2"