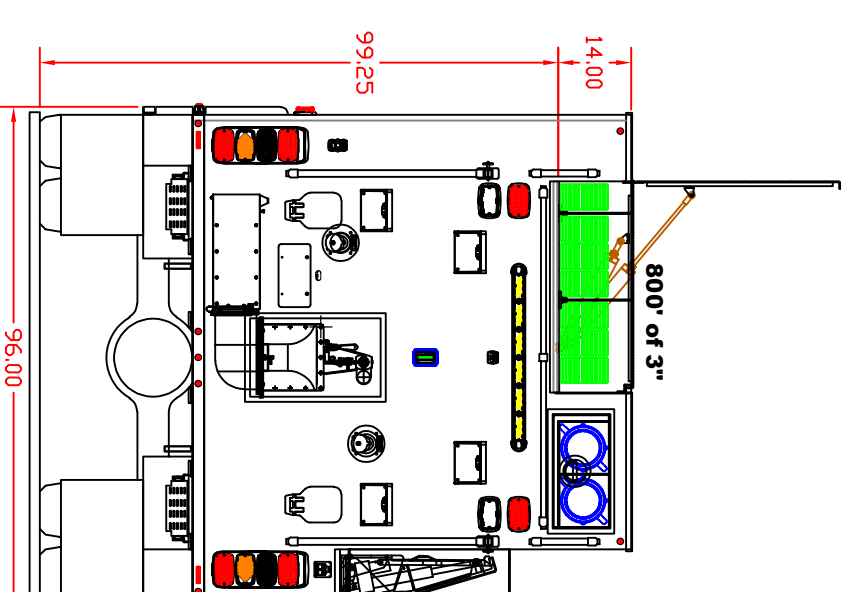
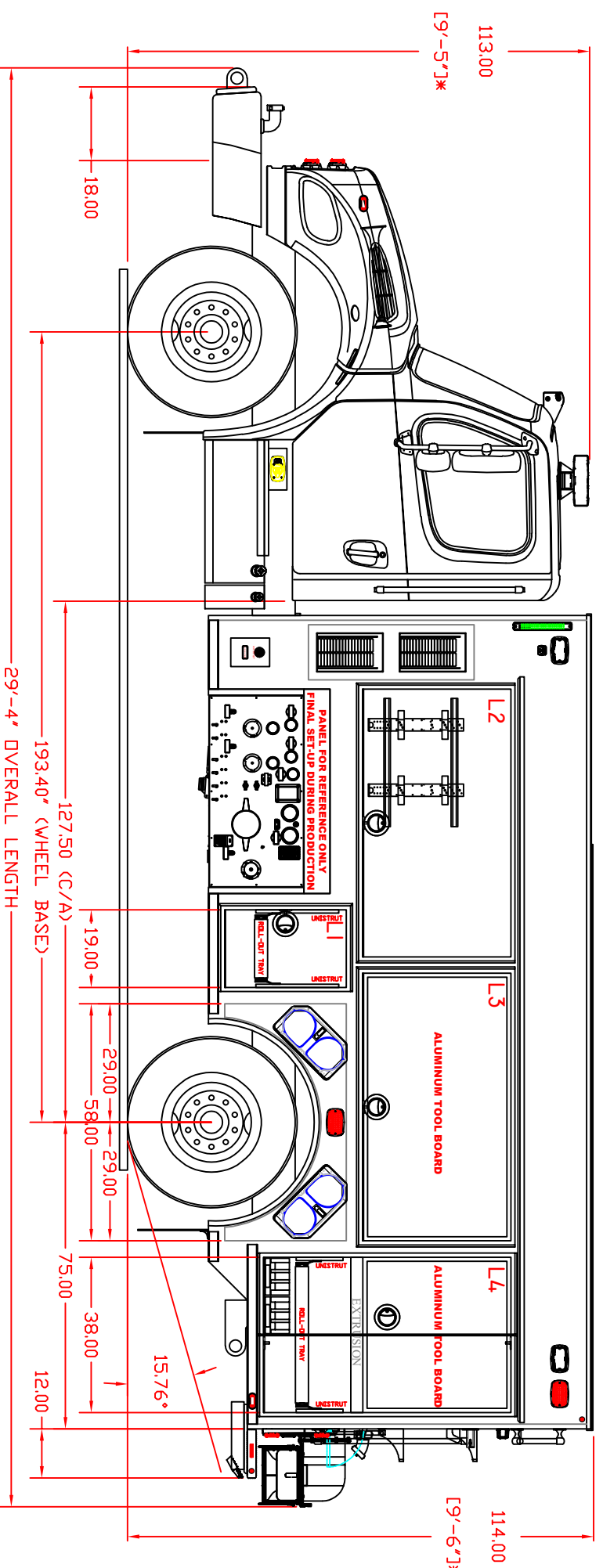
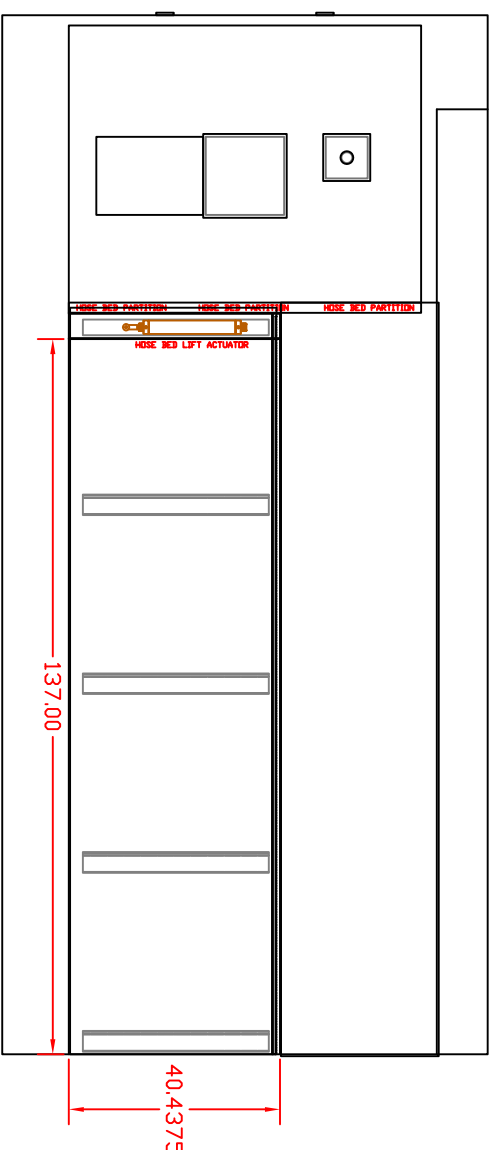


CUSTOMER ACCEPTANCE

NAME: _____
 TITLE: _____
 DATE: _____

THIS DRAWING IS FOR VISUAL REFERENCE ONLY. THE SPECIFICATIONS SHALL PREVAIL OVER THE DRAWING FOR ANY DISCREPANCIES BETWEEN THE DRAWING AND SPECIFICATIONS. NOT ALL DETAILS ARE NOTED OR SHOWN.

	INTERIOR	OPENING
L1	19W X 29.50H X 25D	19.00W X 29.50H
L2	65.5W X 38.00H X 12D	65.50W X 38.00H
L3	65.5W X 38.00H X 12D	65.50W X 38.00H
L4	38W X 62.25H X 12/25D	38.00W X 62.25H
R1	73W X 29.50H X 25D	73.00W X 29.50H
R2	38W X 20.00H X 25D	38.00W X 20.00H



KELSEYVILLE FIRE DEPT.
JOB NO.: FT-1084
750 GPM HALE PTO PUMP
2,000 GALLON WATER TANK
15 GALLON FOAM CELL

*HEIGHT COULD VARY +/-2" BASED ON LOADING OF VEHICLE