

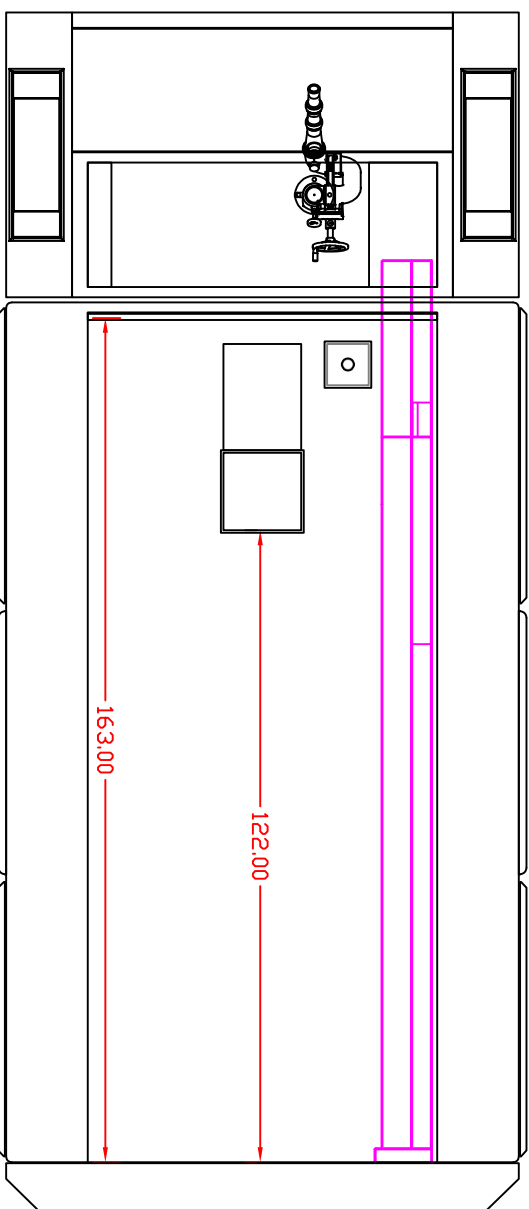
CUSTOMER ACCEPTANCE

NAME: _____

TITLE: _____

DATE: _____

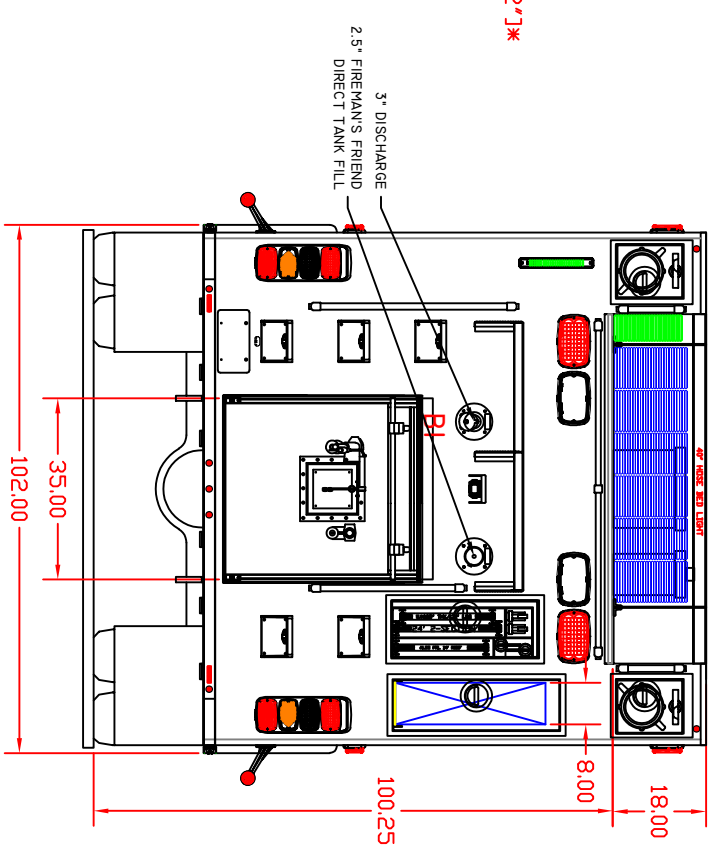
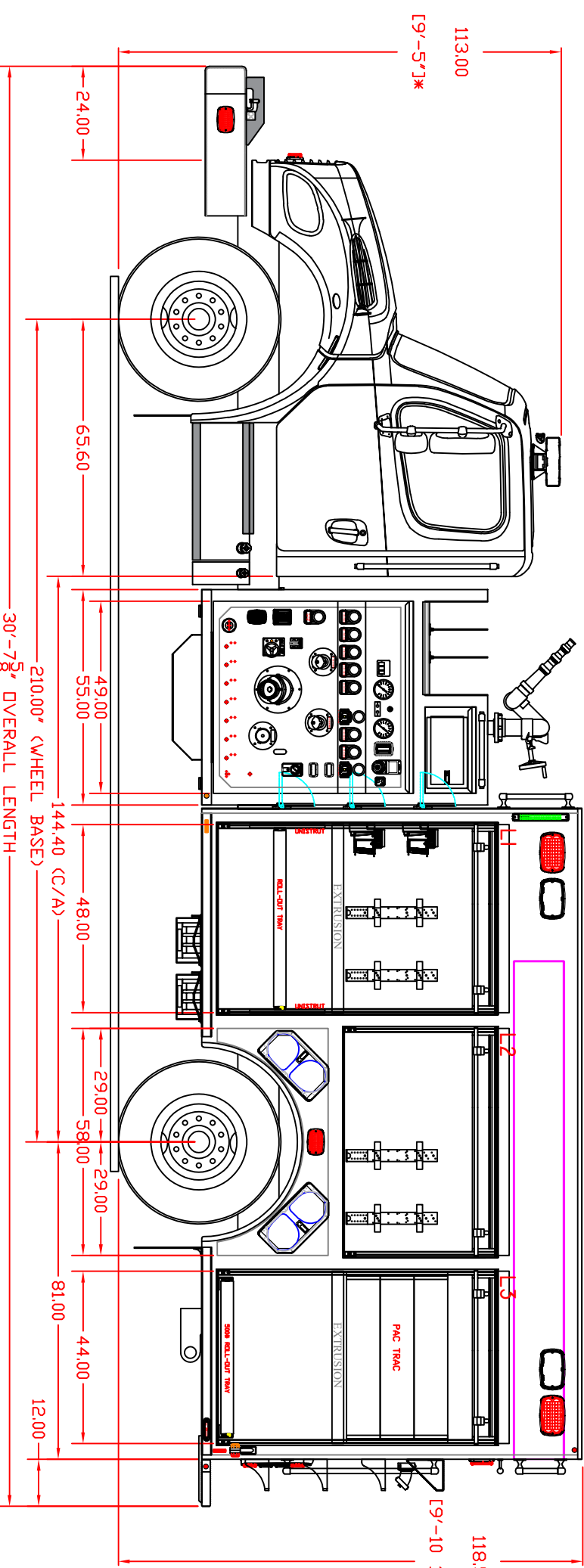
THIS DRAWING IS FOR VISUAL REFERENCE ONLY. THE SPECIFICATIONS SHALL PREVAIL OVER THE DRAWING FOR ANY DISCREPANCIES BETWEEN THE DRAWING AND SPECIFICATIONS. NOT ALL DETAILS ARE NOTED OR SHOWN.



INTERIOR	OPENING	
L1	48W X 74H X 15/28D	46.00W X 64.625H
L2	58W X 42H X 15D	56.00W X 32.625H
L3	44W X 74H X 15/28D	42.00W X 64.625H
R1	48W X 74H X 15/28D	46.00W X 64.625H
R2	58W X 42H X 15D	56.00W X 32.625H
R3	44W X 74H X 15/28D	42.00W X 64.625H
B1	35W X 40H X 28D	33.00W X 31.375H



WEST FELICIANA
JOB NO.: FT1079
1,500 GPM HALE QMAX PUMP
1,500 GALLON WATER TANK
30 GALLON WATER CELL



*HEIGHT COULD VARY +/- .2" BASED ON LOADING OF VEHICLE